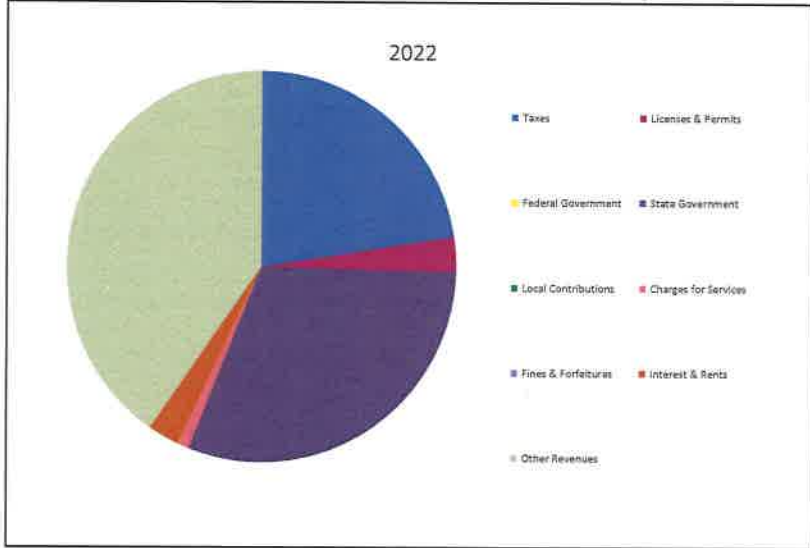


**CITIZENS' GUIDE TO LOCAL UNIT FINANCES - Oceola Township - Livingston**

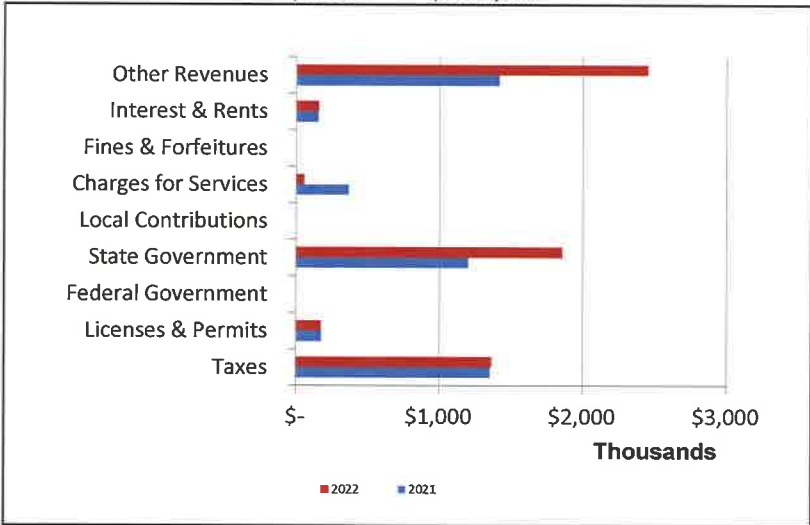
**1. Where our money comes from (all governmental funds)**



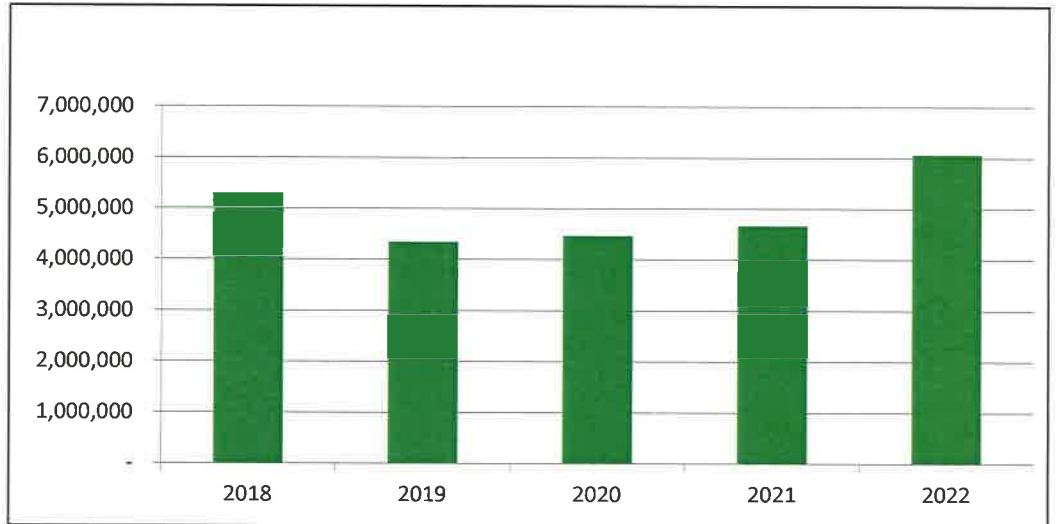
**2. Compared to the prior year**

	2021	2022	Change
Taxes	\$ 1,353,672	\$ 1,366,276	0.93%
Licenses & Permits	\$ 175,860	\$ 175,146	-0.41%
Federal Government	\$ -	\$ -	N/A
State Government	\$ 1,200,549	\$ 1,856,959	54.68%
Local Contributions	\$ -	\$ -	N/A
Charges for Services	\$ 367,830	\$ 59,172	-83.91%
Fines & Forfeitures	\$ -	\$ -	N/A
Interest & Rents	\$ 153,126	\$ 159,819	4.37%
Other Revenues	\$ 1,415,381	\$ 2,448,591	73.00%
<b>Total Revenues</b>	<b>\$ 4,666,418</b>	<b>\$ 6,065,963</b>	<b>29.99%</b>

**3. Revenue sources - compared to the prior year**



**4. Historical trends of total revenues**



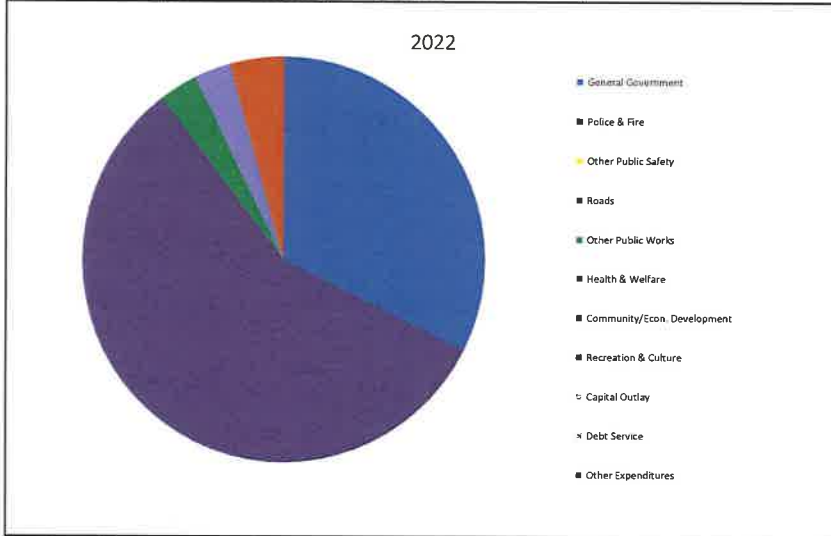
**Commentary:**

Revenues are shown net of interfund transfers.

For more information on our unit's finances, contact William J. Bamber, Supervisor at 517-546-3259 ext: 223.

## CITIZENS' GUIDE TO LOCAL UNIT FINANCES - Oceola Township - Livingston

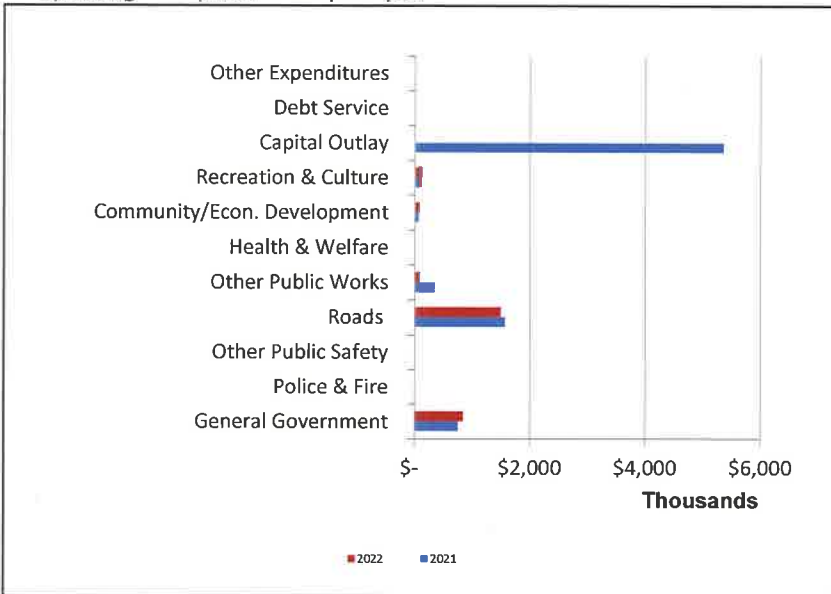
### 1. Where we spend our money (all governmental funds)



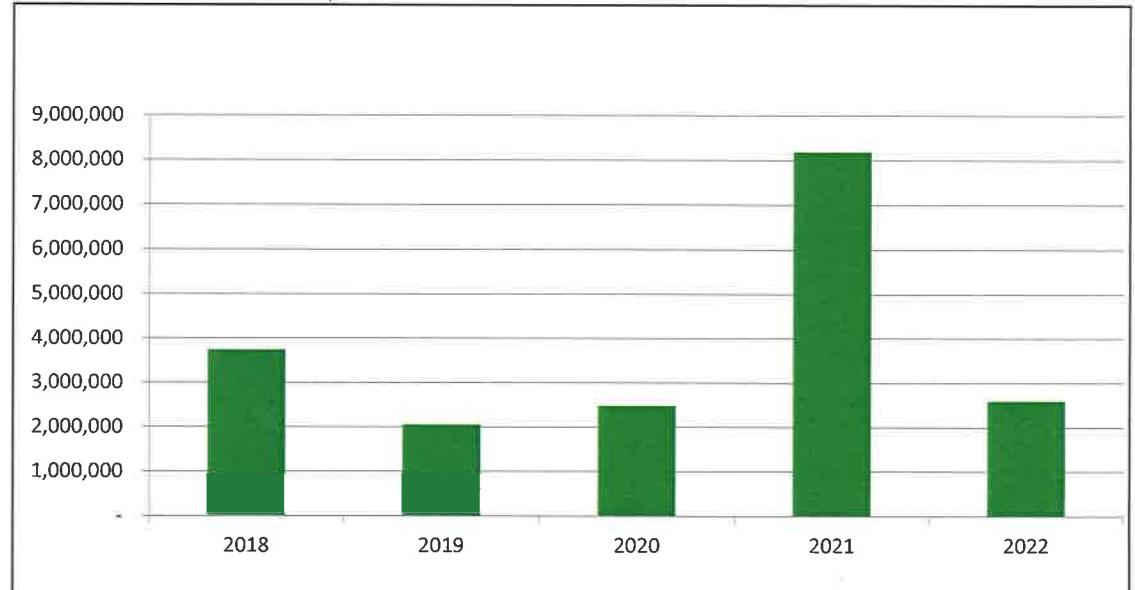
### 2. Compared to the prior year

	2021	2022	Change
General Government	\$ 753,426	\$ 836,804	11.07%
Police & Fire	\$ -	\$ -	N/A
Other Public Safety	\$ -	\$ -	N/A
Roads	\$ 1,560,286	\$ 1,485,284	-4.81%
Other Public Works	\$ 329,586	\$ 80,454	-75.59%
Health & Welfare	\$ -	\$ -	N/A
Community/Econ. Development	\$ 61,675	\$ 76,136	23.45%
Recreation & Culture	\$ 107,825	\$ 112,465	4.30%
Capital Outlay	\$ 5,361,788	\$ -	-100.00%
Debt Service	\$ -	\$ -	N/A
Other Expenditures	\$ -	\$ -	N/A
<b>Total Expenditures</b>	<b>\$ 8,174,586</b>	<b>\$ 2,591,143</b>	<b>-68.30%</b>

### 3. Spending - compared to the prior year



### 4. Historical trends of total expenditures



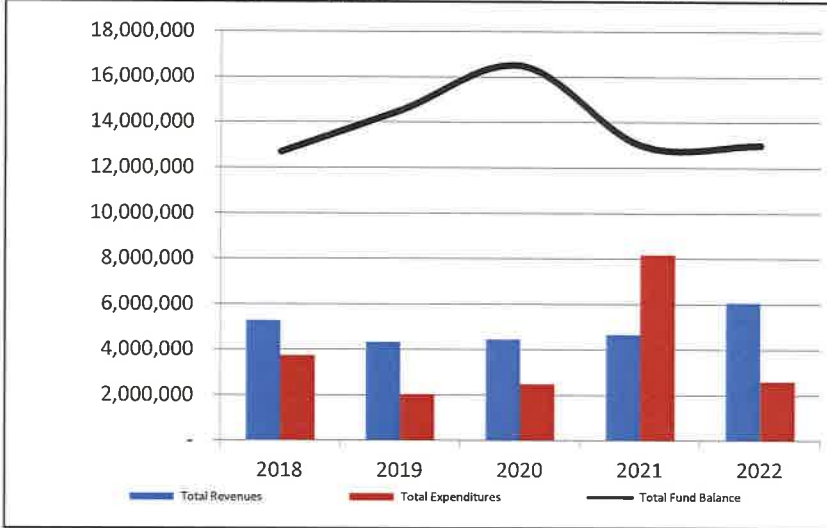
#### Commentary:

Expenditures are shown net of interfund transfers.

For more information on our unit's finances, contact William J. Bamber, Supervisor at 517-546-3259 ext: 223.

## CITIZENS' GUIDE TO LOCAL UNIT FINANCES - Oceola Township - Livingston

### 1. How have we managed our governmental fund resources (fund balance)

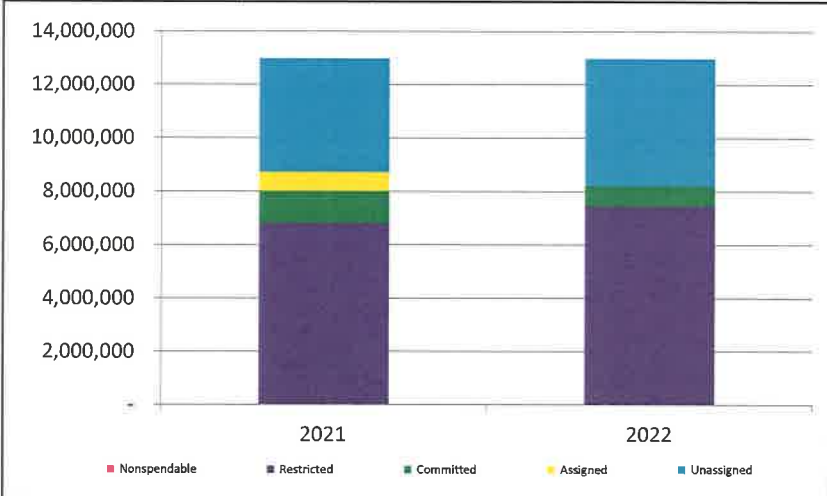


### 2. Compared to the prior year

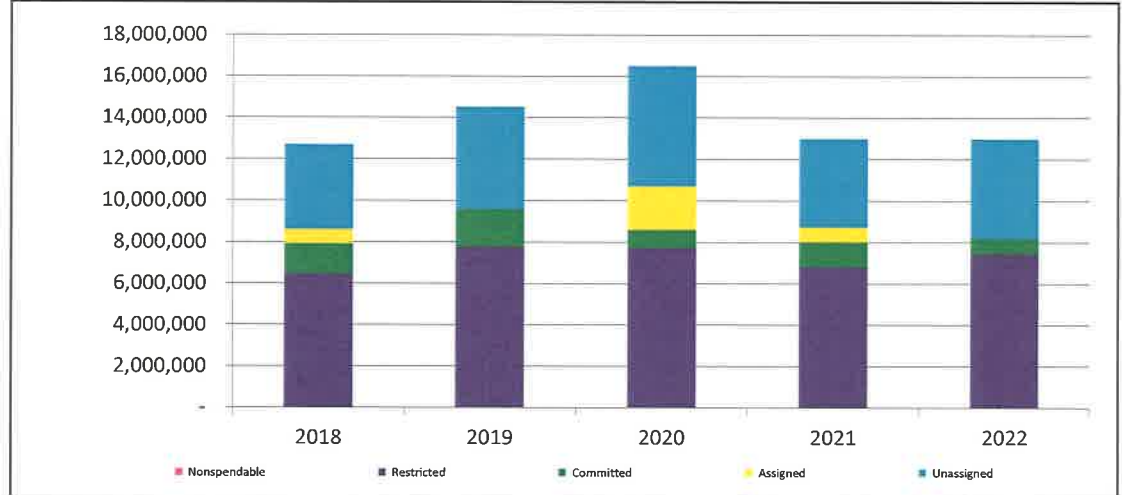
	2021	2022	Change
Revenues	\$ 4,666,418	\$ 6,065,963	29.99%
Expenditures	\$ 8,174,586	\$ 2,591,143	-68.30%
Surplus (Shortfall)	\$ (3,508,168)	\$ 3,474,820	-199.05%

Fund balance, by component:	2021	2022	Change
Nonspendable	\$ 14,264	\$ -	-100.00%
Restricted	\$ 6,795,096	\$ 7,445,072	9.57%
Committed	\$ 1,202,820	\$ 750,938	-37.57%
Assigned	\$ 700,000	\$ -	-100.00%
Unassigned	\$ 4,280,856	\$ 4,796,293	12.04%
Total Fund Balance	\$ 12,993,036	\$ 12,992,303	-0.01%

### 3. Fund balance - compared to the prior year



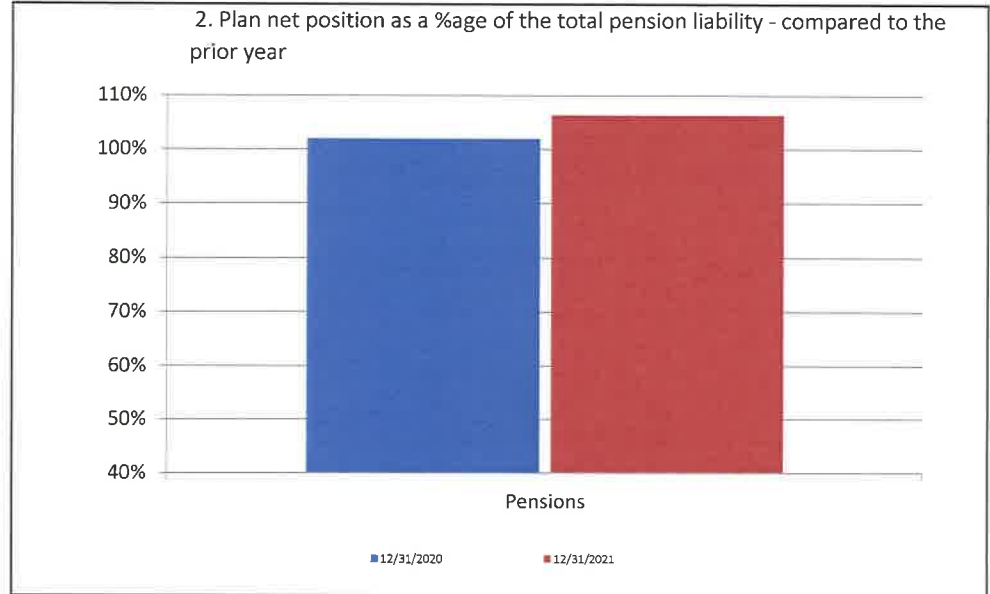
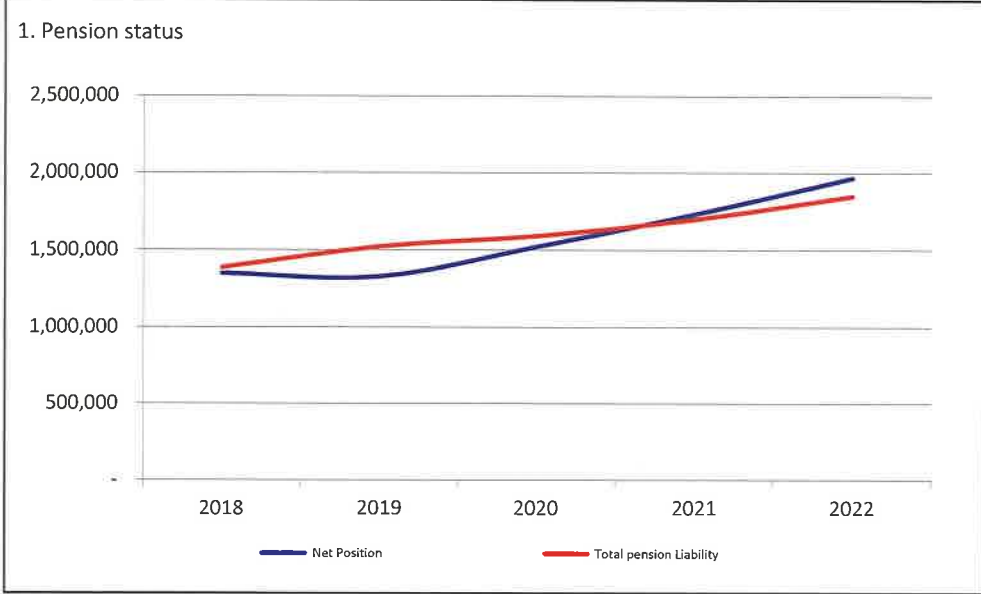
### 4. Historical trends of individual components



### Commentary:

For more information on our unit's finances, contact William J. Bamber, Supervisor at 517-546-3259 ext: 223.

CITIZENS' GUIDE TO LOCAL UNIT FINANCES - Oceola Township - Livingston



Commentary:  
All outstanding loans were repaid in full during the year ended June 30, 2016, and the township no longer has debt.

For more information on our unit's finances, contact William J. Bamber, Supervisor at 517-546-3259 ext: 223.

## Performance Dashboard

<b>Local Unit Name: Oceola Township</b>
<b>Local Unit Code: 47-1130</b>

	2021	2022	Trend	Performance
<b>Fiscal Stability</b>				
Annual General Fund expenditures per capita	\$67	\$96	↑ 44.3%	Negative
Fund Balance as % of annual General Fund expenditures	487.9%	281.1%	↓ -42.4%	Negative
Debt burden per capita	\$0	\$0	⇒ 0.0%	Positive
Number of services delivered via cooperative venture	4	4	⇒ 0.0%	Neutral
<b>Economic Strength</b>				
% of community with access to high speed broadband	100%	100%	⇒ 0.0%	Neutral
% of community age 25+ with Bachelor's degree or higher	39%	41%	↑ 3.8%	Positive
Unemployment rate	3.1%	2.4%	↓ -22.6%	Positive
<b>Public Safety</b>				
Violent crimes per thousand	2	2	⇒ -0.6%	Neutral (a)
Property crimes per thousand	3	3	⇒ -0.6%	Neutral (a)
Traffic injuries or fatalities	28	44	↑ 57.1%	Negative
<b>Quality of Life</b>				
Percent of expenditures committed to recreation and culture	11.1%	8.0%	↓ -28.2%	Negative
Percent of community that has access to recycling centers.	100%	100%	⇒ 0.0%	Neutral

(a) Current year not available. Shown - years 2018 and 2019.

# Debt Service Report

Local Unit Name: Oceola Township - Livingston County, MI  
Local Unit Code: 47-1130  
Current Fiscal Year End Date: 6/30/2023

Debt Name:  
Issuance Date:  
Issuance Amount:  
Debt Instrument (or Type):  
Repayment Source(s):

<u>Years Ending</u>	<u>Principal</u>	<u>Interest</u>	<u>Total</u>
Totals	\$ -	\$ -	\$ -

**Note:**

All outstanding debt was repaid in full during the year ended June 30, 2016.  
The Township currently has no debt.

# Projected Budget Report

Local Unit Name: **Oceola Township -**  
 Local Unit Code: **Livingston County, MI**  
 Current Fiscal Year End Date: **47-1130**  
 Fund Name: **6/30/2023**  
**General**

	Fiscal Year 6/30/23 Budget	Percentage Change	Projected Fiscal Year 6/30/24 Budget	Assumptions
<b>REVENUES</b>	\$ 1,956,650	1.5 %	\$ 1,986,000	With a slight increase in taxable value, it is estimated that the budget will increase by 1.5%
<b>EXPENDITURES</b>				
Township board	\$ 373,300	1.5 %	\$ 378,900	
Assessor	\$ 118,100	1.5 %	\$ 119,872	
Elections	\$ 78,000	1.5 %	\$ 79,170	
Building and grounds	\$ 92,180	1.5 %	\$ 93,563	
General services	\$ 420,050	1.5 %	\$ 426,351	
Public works	\$ 895,420	1.5 %	\$ 908,851	
Planning commission	\$ 39,500	1.5 %	\$ 40,093	
Parks and recreation	\$ 122,500	1.5 %	\$ 124,338	
Other miscellaneous	\$ 1,000	1.5 %	\$ 1,015	
Capital outlay	\$ 70,000	1.5 %	\$ 71,050	
<b>TOTAL EXPENDITURES</b>	\$ 2,210,050		\$ 2,243,201	
<b>Excess of revenues over (under) expenditures</b>	\$ (253,400)		\$ (257,201)	
<b>Other Financing Sources (Uses)</b>				
Transfers in	\$ -	1.5 %	\$ -	
Transfers (out)	\$ -	1.5 %	\$ -	
<b>Net change in fund balance</b>	\$ (253,400)		\$ (257,201)	
<b>Fund balance at beginning of year</b>	\$ 3,970,337		\$ 3,716,937	
<b>Fund balance at end of year</b>	\$ 3,716,937		\$ 3,459,736	

Commentary: